

Thick_Circle

SWL - 2016?

Facet Data

Pavilion facets	24	Pavilion tiers	3
Girdle facets	12	Girdle tiers	2
Crown facets	24+1	Crown tiers	4+1
Total facets	61	Total tiers	10

Size Data

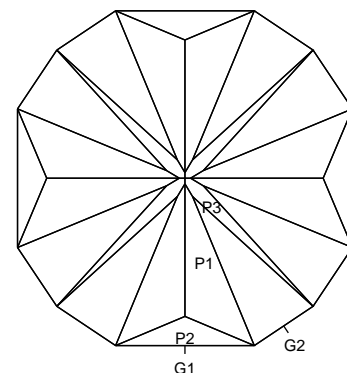
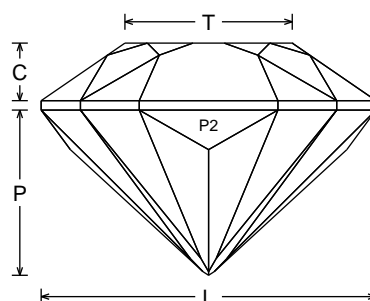
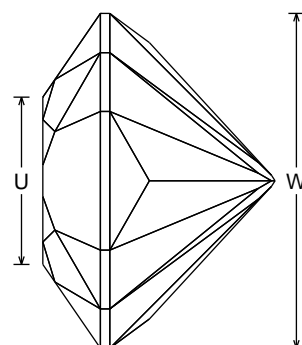
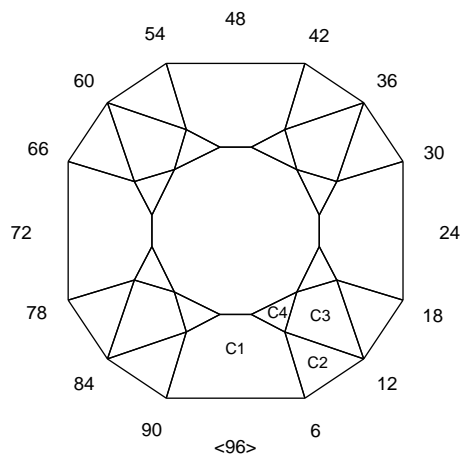
L/W	1.000	P/W	0.493
H/W	0.694	C/W	0.172
V/W^3	0.259	P/C	2.871

Design Data

R.I. range	1.72 - 2.15
Symmetry	4-fold, mirror
Index gear	96

Comments

This stone should only be cut from RI 1.72 to 2.15. Has some tilting around the edges if you go too low.
This stone is a bit of a waste unless you really plan well. I like this in orange corundum.
Originally designed in GemCad



Pavilion

P1	43.18	03-09-15-21-27-33-39-45-51-57-63-69-75-81-87-93	Cut CP
G1	90.00	96-24-48-72	Cut to meet the facet at 9
G2	90.00	09-15-33-39-57-63-81-87	Level girdle
P2	53.58	96-24-48-72	Level the girdle
P3	42.36	12-36-60-84	Meet girdle

Crown

C1	34.50	96-24-48-72	Set girdle thickness
C2	34.50	09-15-33-39-57-63-81-87	Level the girdle
C3	31.31	12-36-60-84	Meet girdle
C4	21.52	07-17-31-41-55-65-79-89	Meet C2
	0.00	Table	